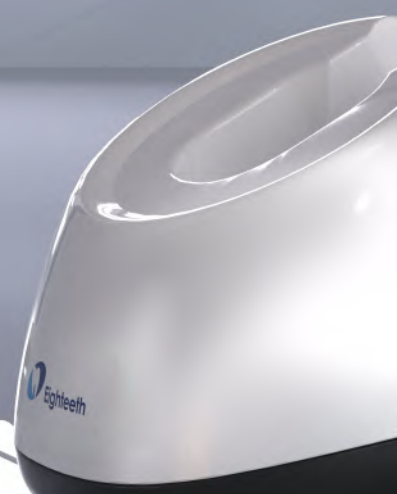


Must be
E-connect



E-connect S+



360° Rotatable Contra Angle

Upgraded contra angle
One-piece body design



Torque Calibration

For precise torque output



TFT Colorful Display

With excellent color saturation,
tint reducing power and higher
contrast

Seamless Shell

Ergonomic design



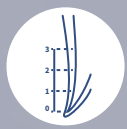
Advanced Brushless Motor Less Reciprocal Vibration

With reliable quality,
bring you precise operation and
higher efficiency



Endo motor with built-in apex locator

More User Friendly Functions



Visualized Apical Display

A simulated image of the apex will appear on the screen when using the apex locator function, which vividly shows the apex position and is convenient for dentists' judgment



Adjustable Backlight Brightness

The brightness of backlight is adjustable which can save power and meet the photosensitive needs of different dentists



Ambidextrous Display

Screen can be rotated, convenient for lefties



Built-in Apex Locator - Sensitivity Adjustable

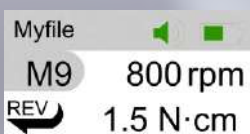

The sensitivity of apex locator is adjustable



E - connect S +

Customizable Built-in Endo File System

User could input endo file information



Built-in File System



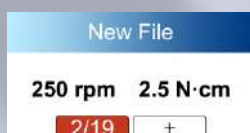
Long Press **S** to enter the Mode Setting interface, press "New File" to add a new file system



Long press **S** to modify the File name

Taper Indicator	Torque Limit	Speed Set	Operation Mode	Size	Taper
	2.5 N·cm	250 rpm	FWD	19	2

Press to set Taper, Size, Operation Mode, Speed Set, Torque Limit, Taper Indicator



"New file" mode can be chosen to use



Can also continue to add new file parameters in this mode

Speed Range : 50rpm - 1500rpm
Torque Range : 0.5 - 5.0N·cm
Reciprocating Angle : Every 5 degrees
Battery Capacity : 1900 mAh



SPECIFICATIONS

Working Modes:

- **Fwd** - Forward Rotation
- **Rev** - Reverse Rotation
- **REC** - Reciprocation Mode
Reciprocating angle range 30°-370°
The reciprocating angle can be adjusted every 5 degrees
- **ATC** - Adaptive Torque Control Mode
After reaching the preset torque, motor will reciprocate according to the set angle to improve the efficiency of root canal enlargement

